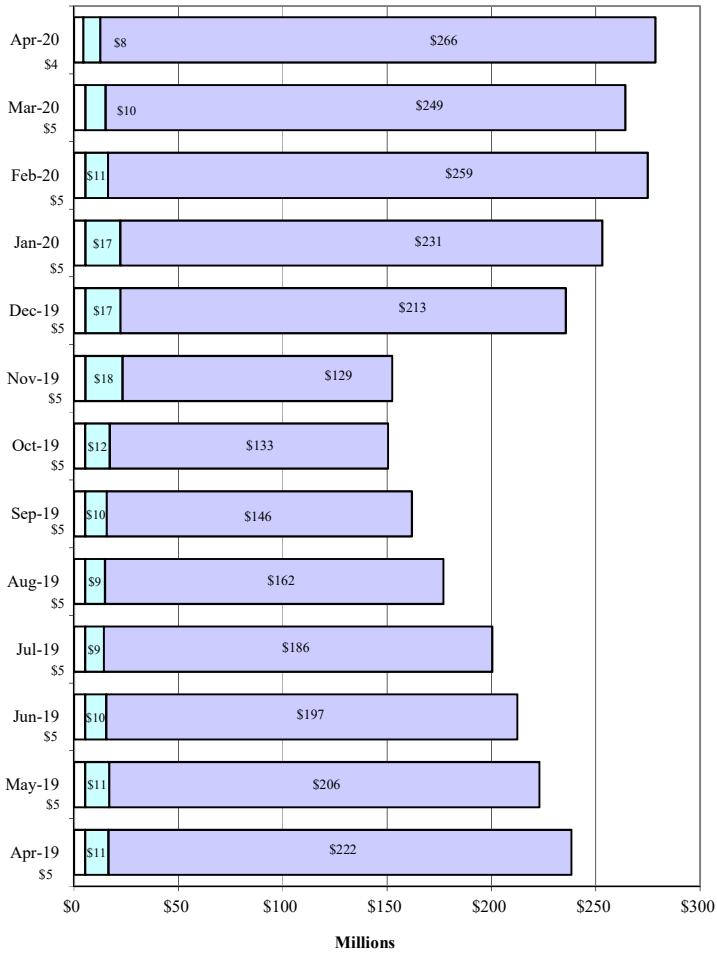


**County of El Paso
Investment Portfolio
As of April 30, 2020**

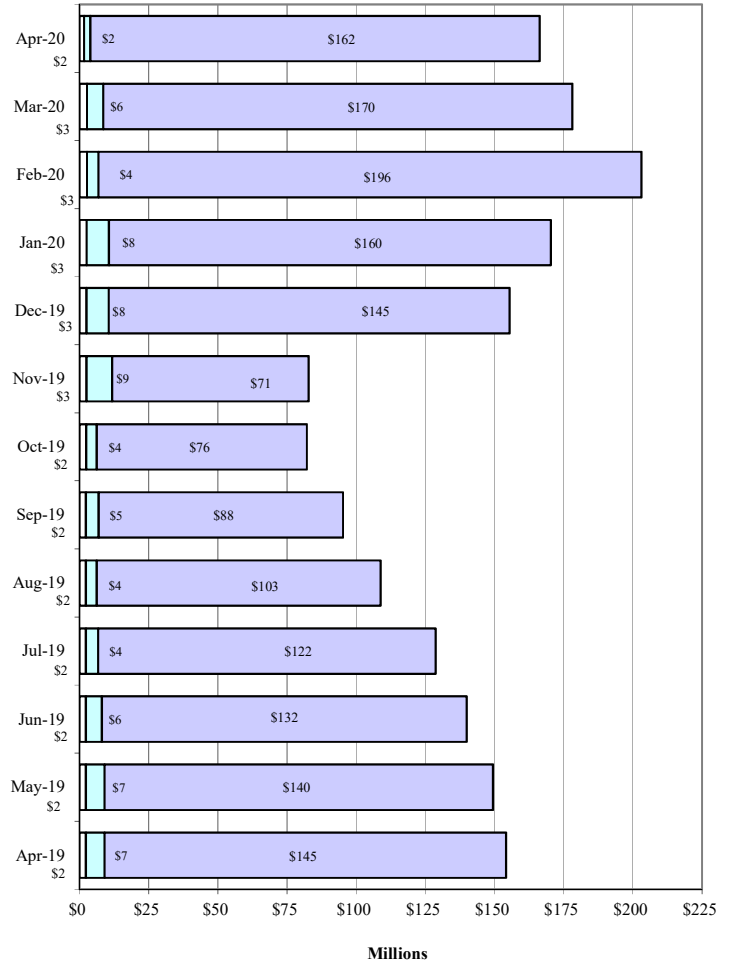
Type of Fund	TEXPOOL PRIME		TEXPOOL	Total	Agency Notes at Par Value	Total
	Principal	YTD Interest	Apr Interest			
General Fund & Others:						
Texpool Prime-General Fund	\$161,129,862.47	\$1,085,463.66	\$128,315.56	\$162,343,641.69		\$162,343,641.69
Texpool Prime-County Attorney Bad Check Trust Fund	103,879.69	929.30	81.06	104,890.05		104,890.05
Texpool Prime-COVID 19 Relief Fund	27,000,000.00		4,731.62	27,004,731.62		27,004,731.62
Texpool Prime-County Tourist & Promotion	4,028,466.52	32,086.36	3,165.17	4,063,718.05		4,063,718.05
Texpool Prime-County Coliseum Tourist Promotion	769,895.39	1,754.83	596.77	772,246.99		772,246.99
Texpool Prime-Commissary Profit	1,095,113.75	8,701.10	853.65	1,104,668.50		1,104,668.50
Texpool Prime-Crt Initiated Guardianship		24.43		24.43		24.43
Texpool Prime-Crt Initiated Guardianship 1	58,000.00	45.14	44.89	58,090.03		58,090.03
Texpool Prime-Crt Initiated Guardianship 2	87,000.00	67.70	67.34	87,135.04		87,135.04
Texpool Prime-Court Records Preservation Fund	287,728.38	2,207.39	224.23	290,160.00		290,160.00
Texpool Prime-Court Reporter Service Fund	81,245.28	506.85	63.22	81,815.35		81,815.35
Texpool Prime-Co. Attorney's Commissions	93,464.34	1,129.65	73.16	94,667.15		94,667.15
Texpool Prime-Co. Attorney's Supplement Account	83,001.68	742.53	64.77	83,808.98		83,808.98
Texpool Prime-CClerk Records Archives	575,000.00	529.31	445.10	575,974.41		575,974.41
Texpool Prime-Records Mgmt & Preservation	80,000.00	65.72	61.92	80,127.64		80,127.64
Texpool Prime-County Clerk's Record's Management & Preservation	1,998,651.25	14,213.68	1,556.68	2,014,421.61		2,014,421.61
Texpool Prime-County Clerk's Vital Statistics	259,492.02	2,321.41	202.48	262,015.91		262,015.91
Texpool Prime-DA Food Stamp Fraud	187,203.01	1,674.72	146.07	189,023.80		189,023.80
Texpool Prime-Dist Courts Records Archives	529,697.07	4,738.64	413.32	534,849.03		534,849.03
Texpool Prime-Elections Contracted Services-T&A	895,946.90	10,293.90	971.87	907,212.67		907,212.67
Texpool Prime-Juvenile Probation National School	80,461.10	437.36	62.56	80,961.02		80,961.02
Texpool Prime-Juvenile Probation Supervision Fund	270,216.65	2,417.34	210.85	272,844.84		272,844.84
Texpool Prime-Law Library	129,298.48	1,156.70	100.89	130,556.07		130,556.07
Texpool Prime-Justice Court Building Fund	174,763.65	2,151.58	141.80	177,057.03		177,057.03
Texpool Prime-Justice Court Technology Fund	405,220.98	3,625.09	316.19	409,162.26		409,162.26
Texpool Prime-Courthouse Security	495,153.71	4,063.00	386.08	499,602.79		499,602.79
Texpool Prime-Transportation Fee Fund	254,490.00			254,490.00		254,490.00
Texpool Prime-Road & Bridge	9,757,824.93	53,144.51	7,659.76	9,818,629.20		9,818,629.20
Texpool Prime-Juvenile Probation Restitution	109,500.00	979.58	85.44	110,565.02		110,565.02
Texpool Prime-Project Care Electric	5,386,653.70	48,188.74	4,203.13	5,439,045.57		5,439,045.57
Texpool Prime-Probate Judiciary Support	133,787.99	1,256.49	104.44	135,148.92		135,148.92
Texpool Prime-Probate Jud Supp Cr2	100,000.00	94.67	77.41	100,172.08		100,172.08
Texpool Prime-Solid Waste	42,601.09	381.11	33.24	43,015.44		43,015.44
Texpool Prime-Water System Repairs	8,516.93	76.20	6.65	8,599.78		8,599.78
Texpool Prime-Vista Del Este Water	1,002,341.80	9,849.44	782.80	1,012,974.04		1,012,974.04
Texpool Prime-Debt Service Cert. Of Oblig-2001	134,650.05	4,504.52	105.85	139,260.42		139,260.42
Texpool Prime-G.O. Refund Bonds, Series 2011	6,533.31	215.25	5.14	6,753.70		6,753.70
Texpool Prime-Debt Service Cert. Of Oblig, 2012	187,643.96	6,186.88	147.32	193,978.16		193,978.16
Texpool Prime-G.O. Refund Bonds, Series 2015	387,268.58	2,079.73	300.57	389,648.88		389,648.88
Texpool Prime-G.O. Refund Bonds, Taxable 2015A	113,432.46	1,714.57	88.42	115,235.45		115,235.45
Texpool Prime-G.O. Refund Bonds, Series 2016A	3,115,228.34	22,327.88	2,423.02	3,139,979.24		3,139,979.24
Texpool Prime-G.O. Refund Bonds, Taxable 2016B	452,733.27	7,420.49	353.10	460,506.86		460,506.86
Texpool Prime-Debt Service Cert. Of Oblig-2016C	296,269.14	1,141.22	229.79	297,640.15		297,640.15
Texpool Prime-Taxable Cert. Of Oblig, Series 2016D	58,446.81	389.34	45.42	58,881.57		58,881.57
Texpool Prime-G.O. Refunding Bonds Series, 2017	1,256,213.43	6,907.63	975.09	1,264,096.15		1,264,096.15
Texpool Prime-Debt Service Cert. Of Oblig-2017	28,976.01	158.86	22.48	29,157.35		29,157.35
Texpool Prime-Health & Life	1,416,322.14	21,041.67	1,111.59	1,438,475.40		1,438,475.40
Texpool Prime-Adult Probation Basic Supervision	1,830,966.00	2,419.39	1,795.64	1,835,181.03		1,835,181.03
Texpool-General Fund	1,644,153.38	19,739.47	927.07	1,664,819.92		1,664,819.92
Texpool-Road & Bridge	132,464.25	1,043.06	49.95	133,557.26		133,557.26
Texpool-County Law Library	39,930.76	314.43	15.06	40,260.25		40,260.25
Texpool-East Montana Enterprise	1,285,402.41	10,121.72	484.68	1,296,008.81		1,296,008.81
Texpool-East Montana Reserve	106,036.21	834.97	39.98	106,911.16		106,911.16
Texpool-Commissary Profit	192,921.28	1,519.14	72.74	194,513.16		194,513.16
Texpool-Project Care Electric	39,466.32	310.77	14.88	39,791.97		39,791.97
Texpool-Co. Attorney's Commissions	43,865.23	345.40	16.54	44,227.17		44,227.17
Texpool-Health & Life	55,782.76	439.20	21.06	56,243.02		56,243.02
Capital Projects Funds:						
Texpool Prime-CP-Co. Capital Improvement	14,116,987.44	63,796.09	11,201.47	14,191,985.00		14,191,985.00
Texpool Prime-CP Capital Project 2012	20,186,864.49	187,937.78	15,841.36	20,372,643.63		20,372,643.63
Texpool Prime-Capital Projects-County Tax Capital Projects 2016C	2,164,590.52	20,547.56	1,689.91	2,186,827.99		2,186,827.99
Texpool Prime-Capital Projects-County Capital Projects 2016D	668,247.74	7,802.23	528.17	676,578.14		676,578.14
Texpool-County Capital Improvement	118,462.49	932.81	44.67	119,439.97		119,439.97
Texpool-County Capital Projects 2007	782,405.57	7,242.50	294.46	789,942.53		789,942.53
Total All Investments	\$268,538,743.11	\$1,694,752.69	\$195,095.55	\$270,428,591.35		\$270,428,591.35
Total Texpool Prime	\$264,097,852.45	\$1,651,909.22	\$193,114.46	\$265,942,876.13		\$265,942,876.13
Total Texpool	4,440,890.66	42,843.47	1,981.09	4,485,715.22		4,485,715.22
Totals	\$268,538,743.11	\$1,694,752.69	\$195,095.55	\$270,428,591.35		\$270,428,591.35
Now Account Cash						
General Fund						\$2,274,656.05
Consolidated Funds						\$8,140,514.53

Investment Portfolio All Funds



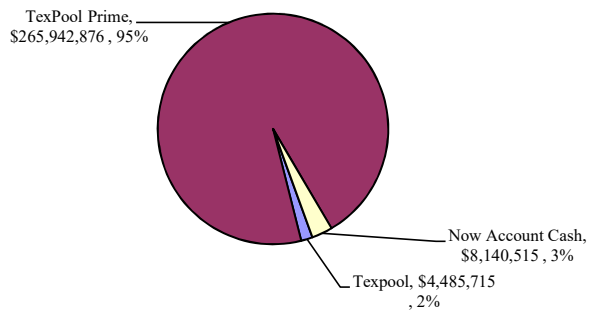
□ Texpool □ Now Account Cash □ TexPool Prime

Investment Portfolio General Fund



□ Texpool □ Now Account Cash □ TexPool Prime

Investment Portfolio All Funds, April 2020



Investment Portfolio General Fund, April 2020

